



# EAGLE CARPORTS, "STANDARD CARPORT PRICE LIST"



AL,AR,GA,IN,KY,LA,MO,MS,NC,OK,SC,TN,TX,VA



Garages



Horse Barns available in many sizes



Trimmed For Finished Appearance



R.V. / Boat Covers



Carports with Storage

(Prices May Vary by Different States)

ALSO AVAILABLE  
**CERTIFIED CARPORTS  
ENCLOSED GARAGES  
TRIPLE WIDES**

29 Gauge Steel Roof And Siding

13 COLORS and CUSTOM STYLES AVAILABLE

12X21X5  
Single Carport  
**\$695.00**



**STANDARD FEATURES INCLUDE:**

- 5 Foot Legs - 5 Bows - Braces On All Center Trusses
- Braces On Corners - For Added Strength

**FREE**  
Installation  
On Your  
Level Land

We Accept



RAWHIDE	CLAY
EARTH BROWN	WHITE
SLATE BLUE	VINTAGE BURGUNDY
PEBBLE BEIGE	PEWTER GREY
BARN RED	EVERGREEN
BLACK	QUAKER GREY
SANDSTONE	

**14 GAUGE UNITS INCLUDE 5 FOOT LEGS**

**12 GAUGE UNITS INCLUDE 6 FOOT LEGS**

**12 GAUGE  
HIGH  
QUALITY  
UNITS  
Available  
10 Year  
Warranty  
6 Foot Legs**

**ENGINEER  
PLANS ARE  
AVAILABLE  
AT AN  
ADDITIONAL  
COST**

Optional  
Mobile Home  
Anchors  
\$30.00 Each

12X21 \$695.00	18X21 \$795.00	20X21 \$995.00	22X21 \$1195.00	24X21 \$1395.00
12X26 \$895.00	18X26 \$995.00	20X26 \$1295.00	22X26 \$1495.00	24X26 \$1695.00
12X31 \$1195.00	18X31 \$1295.00	20X31 \$1595.00	22X31 \$1795.00	24X31 \$2095.00
12X36 \$1395.00	18X36 \$1495.00	20X36 \$1795.00	22X36 \$2095.00	24X36 \$2395.00
12X41 \$1595.00	18X41 \$1795.00	20X41 \$2095.00	22X41 \$2395.00	24X41 \$2695.00


12X21 \$895.00	18X21 \$995.00	20X21 \$1195.00	22X21 \$1395.00	24X21 \$1695.00
12X26 \$1095.00	18X26 \$1195.00	20X26 \$1495.00	22X26 \$1695.00	24X26 \$1995.00
12X31 \$1295.00	18X31 \$1495.00	20X31 \$1795.00	22X31 \$1995.00	24X31 \$2395.00
12X36 \$1495.00	18X36 \$1795.00	20X36 \$2095.00	22X36 \$2495.00	24X36 \$2795.00
12X41 \$1795.00	18X41 \$2095.00	20X41 \$2395.00	22X41 \$2895.00	24X41 \$3195.00

NOTE: Frame is one foot shorter than roof length on units with horizontal panels. On vertical roof units, the base rail and roof lengths are the same, i.e. 20', 25', 30', 35', etc.

**"ALL PRICES SUBJECT TO CHANGE WITHOUT NOTICE"**



# Eagle Carports, Inc.



## OPTION LIST

Box Eave and Vertical Roof Carports come with 6' Legs Standard.

Leg Height	21' Long	26' Long	31' Long	36' Long	41' Long
<b>Boxed Eave Option Add</b>	<b>\$100.00</b>	<b>\$125.00</b>	<b>\$150.00</b>	<b>\$175.00</b>	<b>\$200.00</b>
<b>Vertical Roof Option Add</b>	<b>\$400.00</b>	<b>\$500.00</b>	<b>\$600.00</b>	<b>\$700.00</b>	<b>\$800.00</b>

<b>HEIGHT</b>	LEG HEIGHT	21' LONG	26' LONG	31' LONG	36' LONG	41' LONG
	5 FEET STD.	Std.	Std.	Std.	Std.	Std.
	1 Extra Foot	\$ 50.00	\$ 60.00	\$ 75.00	\$ 85.00	\$100.00
	2 Extra Feet	\$100.00	\$120.00	\$150.00	\$170.00	\$200.00
	3 Extra Feet	\$150.00	\$180.00	\$225.00	\$255.00	\$300.00
	4 Extra Feet	\$200.00	\$240.00	\$300.00	\$340.00	\$400.00
	5 Extra Feet	\$250.00	\$300.00	\$375.00	\$425.00	\$500.00
	6 Extra Feet	\$300.00	\$360.00	\$450.00	\$510.00	\$600.00
7 Extra Feet	\$350.00	\$420.00	\$525.00	\$595.00	\$700.00	

<b>BOTH SIDES CLOSED</b>	LEG HEIGHT	21' LONG	26' LONG	31' LONG	36' LONG	41' LONG
	5 FEET STD.	\$275.00	\$350.00	\$415.00	\$ 475.00	\$ 550.00
	6 FEET	\$330.00	\$410.00	\$495.00	\$ 575.00	\$ 660.00
	7 FEET	\$385.00	\$485.00	\$575.00	\$ 675.00	\$ 770.00
	8 FEET	\$385.00	\$485.00	\$575.00	\$ 675.00	\$ 770.00
	9 FEET	\$450.00	\$550.00	\$660.00	\$ 770.00	\$900.00
	10 FEET	\$575.00	\$725.00	\$870.00	\$1015.00	\$1155.00
	11 FEET	\$635.00	\$800.00	\$950.00	\$1100.00	\$1265.00
12 FEET	\$690.00	\$870.00	\$1035.00	\$1150.00	\$1375.00	

<b>CLOSED ENDS (PER END)</b>	LEG HEIGHT	12' WIDE	18' WIDE	20' WIDE	22' WIDE	24' WIDE
	5 FEET STD.	\$360.00	\$440.00	\$525.00	\$ 550.00	\$ 660.00
	6 FEET	\$440.00	\$525.00	\$550.00	\$ 660.00	\$ 770.00
	7 FEET	\$440.00	\$525.00	\$550.00	\$ 660.00	\$ 770.00
	8 FEET	\$465.00	\$550.00	\$605.00	\$ 690.00	\$ 800.00
	9 FEET	\$525.00	\$635.00	\$660.00	\$ 770.00	\$ 880.00
	10 FEET	\$650.00	\$760.00	\$870.00	\$ 980.00	\$1090.00
	11 FEET	\$695.00	\$815.00	\$935.00	\$1060.00	\$1180.00
12 FEET	\$740.00	\$870.00	\$1005.00	\$1135.00	\$1265.00	

<b>EXTRAS</b>	<b>Windows</b>	<b>Walk-In Door</b>	<b>Extra Panels</b>		<b>Garage Doors (Roll-Up)</b>	
	<b>30" x 27"</b>	<b>34" x 72" Mobile Home Door</b>	21' Long	\$ 75.00	<b>8' by 7'</b>	<b>\$320.00</b>
	<b>\$150.00</b>	<b>\$175.00</b>	26' Long	\$ 90.00	<b>9' by 7'</b>	<b>\$350.00</b>
	<b>Each</b>	<b>Each</b>	31' Long	\$105.00	<b>10' by 8'</b>	<b>\$400.00</b>
				<b>10' by 10'</b>	<b>\$450.00</b>	

Gable End \$150.00 All Sizes (Up to 24' wide)	<b>CORNER BRACES</b> 2 ft. \$15.00 3 ft. \$20.00 Each Each	<b>TRUSS</b> <b>\$160.00 Per Bow</b> (Up to 24' Wide)	<b>Extra Bow</b> \$110.00 with 5' legs (Add \$10.00 for each additional foot in height)
---	--	---	---

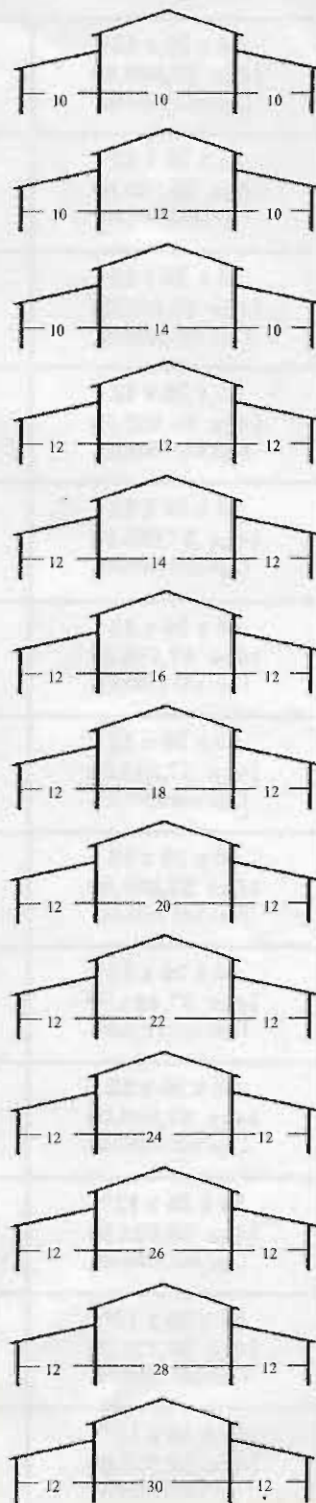
# Eagle Carports, Inc.

AL,AR,GA,IN,KY,LA,MO,MS,NC,OK,SC,TN,TX,VA

## HORSE BARN STYLE PRICES

*Certified units available with up to 150 mph wind / 65 lb snow load*

<b>30 x 26 x 12</b> <b>14ga \$5,685.00</b> 12ga \$400.00 Vertical Roof \$1000.00	<b>30 x 31 x 12</b> <b>14ga \$6,600.00</b> 12ga \$300.00 Vertical Roof \$1200.00	<b>30 x 36 x 12</b> <b>14ga \$7,235.00</b> 12ga \$400.00 Vertical Roof \$1400.00	<b>30 x 41 x 12</b> <b>14ga \$8,050.00</b> 12ga \$500.00 Vertical Roof \$1600.00
<b>32 x 26 x 12</b> <b>14ga \$5,685.00</b> 12ga \$400.00 Vertical Roof \$1000.00	<b>32 x 31 x 12</b> <b>14ga \$6,600.00</b> 12ga \$400.00 Vertical Roof \$1200.00	<b>32 x 36 x 12</b> <b>14ga \$7,235.00</b> 12ga \$400.00 Vertical Roof \$1400.00	<b>32 x 41 x 12</b> <b>14ga \$8,150.00</b> 12ga \$500.00 Vertical Roof \$1600.00
<b>34 x 26 x 12</b> <b>14ga \$5,785.00</b> 12ga \$400.00 Vertical Roof \$1200.00	<b>34 x 31 x 12</b> <b>14ga \$6,700.00</b> 12ga \$400.00 Vertical Roof \$1200.00	<b>34 x 36 x 12</b> <b>14ga \$7,335.00</b> 12ga add \$600.00 Vertical Roof Add \$1400.00	<b>34 x 41 x 12</b> <b>14ga \$8,250.00</b> 12ga add \$600.00 Vertical Roof Add \$1600.00
<b>36 x 26 x 12</b> <b>14ga \$6,525.00</b> 12ga add \$500.00 Vertical Roof Add \$1000.00	<b>36 x 31 x 12</b> <b>14ga \$7,540.00</b> 12ga add \$400.00 Vertical Roof Add \$1200.00	<b>36 x 36 x 12</b> <b>14ga \$8,300.00</b> 12ga add \$500.00 Vertical Roof Add \$1400.00	<b>36 x 41 x 12</b> <b>14ga \$8,650.00</b> 12ga add \$700.00 Vertical Roof Add \$1600.00
<b>38 x 26 x 12</b> <b>14ga \$6,625.00</b> 12ga add \$500.00 Vertical Roof Add \$1000.00	<b>38 x 31 x 12</b> <b>14ga \$7,640.00</b> 12ga add \$500.00 Vertical Roof Add \$1200.00	<b>38 x 36 x 12</b> <b>14ga \$8,400.00</b> 12ga add \$700.00 Vertical Roof Add \$1400.00	<b>38 x 41 x 12</b> <b>14ga \$8,850.00</b> 12ga add \$800.00 Vertical Roof Add \$1600.00
<b>40 x 26 x 12</b> <b>14ga \$6,725.00</b> 12ga add \$500.00 Vertical Roof Add \$1000.00	<b>40 x 31 x 12</b> <b>14ga \$7,740.00</b> 12ga add \$500.00 Vertical Roof Add \$1200.00	<b>40 x 36 x 12</b> <b>14ga \$8,500.00</b> 12ga add \$700.00 Vertical Roof Add \$1400.00	<b>40 x 41 x 12</b> <b>14ga \$8,950.00</b> 12ga add \$800.00 Vertical Roof Add \$1600.00
<b>42 x 26 x 12</b> <b>14ga \$6,825.00</b> 12ga add \$500.00 Vertical Roof Add \$1000.00	<b>42 x 31 x 12</b> <b>14ga \$7,840.00</b> 12ga add \$500.00 Vertical Roof Add \$1200.00	<b>42 x 36 x 12</b> <b>14ga \$8,600.00</b> 12ga add \$700.00 Vertical Roof Add \$1400.00	<b>42 x 41 x 12</b> <b>14ga \$9,050.00</b> 12ga add \$800.00 Vertical Roof Add \$1600.00
<b>44 x 26 x 12</b> <b>14ga \$6,925.00</b> 12ga add \$500.00 Vertical Roof Add \$1000.00	<b>44 x 31 x 12</b> <b>14ga \$7,940.00</b> 12ga add \$500.00 Vertical Roof Add \$1200.00	<b>44 x 36 x 12</b> <b>14ga \$8,700.00</b> 12ga add \$700.00 Vertical Roof Add \$1400.00	<b>44 x 41 x 12</b> <b>14ga \$9,150.00</b> 12ga add \$800.00 Vertical Roof Add \$1600.00
<b>46 x 26 x 12</b> <b>14ga \$7,125.00</b> 12ga add \$500.00 Vertical Roof Add \$1000.00	<b>46 x 31 x 12</b> <b>14ga \$8,140.00</b> 12ga add \$500.00 Vertical Roof Add \$1200.00	<b>46 x 36 x 12</b> <b>14ga \$8,900.00</b> 12ga add \$800.00 Vertical Roof Add \$1400.00	<b>46 x 41 x 12</b> <b>14ga \$9,450.00</b> 12ga add \$1000.00 Vertical Roof Add \$1600.00
<b>48 x 26 x 12</b> <b>14ga \$7,325.00</b> 12ga add \$600.00 Vertical Roof Add \$1000.00	<b>48 x 31 x 12</b> <b>14ga \$8,440.00</b> 12ga add \$600.00 Vertical Roof Add \$1200.00	<b>48 x 36 x 12</b> <b>14ga \$9,300.00</b> 12ga add \$800.00 Vertical Roof Add \$1400.00	<b>48 x 41 x 12</b> <b>14ga \$9,750.00</b> 12ga add \$1000.00 Vertical Roof Add \$1600.00
<b>50 x 26 x 12</b> <b>14ga \$8,825.00*</b> 12ga add \$900.00 Vertical Roof Add \$1000.00	<b>50 x 31 x 12</b> <b>14ga \$10,140.00*</b> 12ga add \$800.00 Vertical Roof Add \$1200.00	<b>50 x 36 x 12</b> <b>14ga \$11,290.00*</b> 12ga add \$900.00 Vertical Roof Add \$1400.00	<b>50 x 41 x 12</b> <b>14ga \$11,970.00*</b> 12ga add \$1100.00 Vertical Roof Add \$1600.00
<b>52 x 26 x 12</b> <b>14ga \$9,025.00*</b> 12ga add \$900.00 Vertical Roof Add \$1000.00	<b>52 x 31 x 12</b> <b>14ga \$10,240.00*</b> 12ga add \$1000.00 Vertical Roof Add \$1200.00	<b>52 x 36 x 12</b> <b>14ga \$11,390.00*</b> 12ga add \$1200.00 Vertical Roof Add \$1400.00	<b>52 x 41 x 12</b> <b>14ga \$12,070.00*</b> 12ga add \$1400.00 Vertical Roof Add \$1600.00
<b>54 x 26 x 12</b> <b>14ga \$9,125.00*</b> 12ga add \$1000.00 Vertical Roof Add \$1000.00	<b>54 x 31 x 12</b> <b>14ga \$10,440.00*</b> 12ga add \$900.00 Vertical Roof Add \$1200.00	<b>54 x 36 x 12</b> <b>14ga \$11,690.00*</b> 12ga add \$1100.00 Vertical Roof Add \$1400.00	<b>54 x 41 x 12</b> <b>14ga \$12,570.00*</b> 12ga add \$1300.00 Vertical Roof Add \$1600.00



Price represents barn style building as shown at right.

Building displayed at right is without a vertical roof.

Note: The building base frame is one foot shorter than the length dimensions. For example, on a 36 x 36 x 12, the base frame of the building is 36 x 35.

On all barns with a vertical roof, there is no overhang on the front and back ends of the structure.



Leg height of center structure = 12 Feet.

Leg height of lean-to's = 7 Feet.

Extended gables on front and rear of center structure.

Outside walls of lean-to's are closed.

Front and back end of both lean-to's are closed.

Left lean-to has a 9' x 7' door opening. - NO DOOR



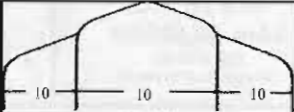
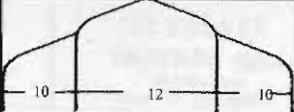

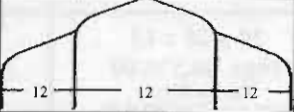
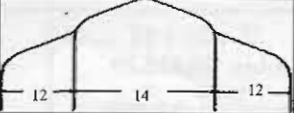
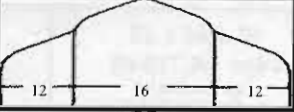
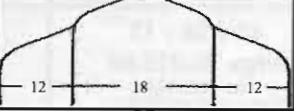
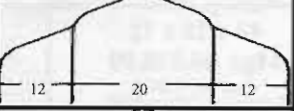
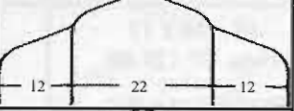
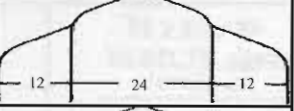
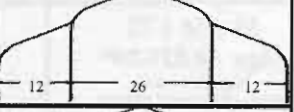


# Eagle Carports, Inc.

AL, AR, GA, IN, KY, LA, MO, MS, NC, OK, SC, TN, TX, VA

## CLASSIC BARN STYLE PRICES

*Certified units available with up to 150 mph wind / 65 lb snow load*



30 x 26 x 12 14ga \$5,900.00 12ga add \$400.00	30 x 31 x 12 14ga \$6,670.00 12ga add \$400.00	30 x 36 x 12 14ga \$7,420.00 12ga add \$400.00	30 x 41 x 12 14ga \$8,205.00 12ga add \$500.00	
32 x 26 x 12 14ga \$5,900.00 12ga add \$400.00	32 x 31 x 12 14ga \$6,780.00 12ga add \$400.00	32 x 36 x 12 14ga \$7,420.00 12ga add \$400.00	32 x 41 x 12 14ga \$8,205.00 12ga add \$500.00	
34 x 26 x 12 14ga \$6,000.00 12ga add \$400.00	34 x 31 x 12 14ga \$6,880.00 12ga add \$400.00	34 x 36 x 12 14ga \$7,520.00 12ga add \$600.00	34 x 41 x 12 14ga \$8,405.00 12ga add \$600.00	
36 x 26 x 12 14ga \$6,885.00 12ga add \$500.00	36 x 31 x 12 14ga \$7,865.00 12ga add \$500.00	36 x 36 x 12 14ga \$8,605.00 12ga add \$500.00	36 x 41 x 12 14ga \$9,390.00 12ga add \$700.00	
38 x 26 x 12 14ga \$7,055.00 12ga add \$500.00	38 x 31 x 12 14ga \$7,965.00 12ga add \$500.00	38 x 36 x 12 14ga \$8,705.00 12ga add \$700.00	38 x 41 x 12 14ga \$9,590.00 12ga add \$800.00	
40 x 26 x 12 14ga \$7,155.00 12ga add \$500.00	40 x 31 x 12 14ga \$8,065.00 12ga add \$500.00	40 x 36 x 12 14ga \$8,805.00 12ga add \$700.00	40 x 41 x 12 14ga \$9,690.00 12ga add \$800.00	
42 x 26 x 12 14ga \$7,255.00 12ga add \$500.00	42 x 31 x 12 14ga \$8,165.00 12ga add \$500.00	42 x 36 x 12 14ga \$8,905.00 12ga add \$700.00	42 x 41 x 12 14ga \$9,790.00 12ga add \$800.00	
44 x 26 x 12 14ga \$7,285.00 12ga add \$500.00	44 x 31 x 12 14ga \$8,265.00 12ga add \$500.00	44 x 36 x 12 14ga \$9,005.00 12ga add \$700.00	44 x 41 x 12 14ga \$9,890.00 12ga add \$800.00	
46 x 26 x 12 14ga \$7,485.00 12ga add \$500.00	46 x 31 x 12 14ga \$8,465.00 12ga add \$500.00	46 x 36 x 12 14ga \$9,305.00 12ga add \$800.00	46 x 41 x 12 14ga \$10,190.00 12ga add \$1000.00	
48 x 26 x 12 14ga \$7,685.00 12ga add \$600.00	48 x 31 x 12 14ga \$8,765.00 12ga add \$600.00	48 x 36 x 12 14ga \$9,605.00 12ga add \$800.00	48 x 41 x 12 14ga \$10,490.00 12ga add \$1000.00	
50 x 26 x 12* 14ga \$9,025.00 12ga add \$900.00	50 x 31 x 12* 14ga \$10,290.00 12ga add \$900.00	50 x 36 x 12* 14ga \$11,410.00 12ga add \$900.00	50 x 41 x 12* 14ga \$12,510.00 12ga add \$1100.00	
52 x 26 x 12* 14ga \$9,225.00 12ga add \$900.00	52 x 31 x 12* 14ga \$10,390.00 12ga add \$1000.00	52 x 36 x 12* 14ga \$11,510.00 12ga add \$1200.00	52 x 41 x 12* 14ga \$12,610.00 12ga add \$1400.00	
54 x 26 x 12* 14ga \$9,325.00 12ga add \$1000.00	54 x 31 x 12* 14ga \$10,590.00 12ga add \$1100.00	54 x 36 x 12* 14ga \$11,810.00 12ga add \$1300.00	54 x 41 x 12* 14ga \$13,110.00 12ga add \$1500.00	

Price represents barn style building as shown at right.

Note: The building base frame is one foot shorter than the length dimensions. For example, on a 36 x 36 x 12, the base frame of the building is 36 x 35.

\*BARN 50 FOOT AND LARGER INCLUDE EXTRA CENTER TRUSS

"Prices Subject To Change Without Notice"



Leg height of center structure = 12 Feet.

Leg height of lean-to's = 8 Feet.

Gables on front and rear of center structure.

Outside walls of lean-to's are closed.

Front and back end of both lean-to's are closed.

VERTICAL ENDS AND VERTICAL GABLES.

Center barn has 3' braces on EVERY leg.

08-25-08